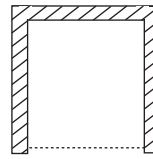


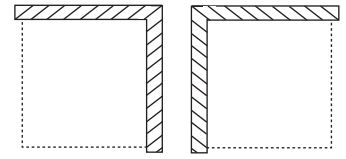
CUPC certified, our shower bases with central drain cover and moulded tile flanges are offered in an extensive number of sizes and configurations, including our angled base. Its unique design will perfectly fit a replacement base for a corner shower. The glossy finish of our acrylic is non-porous and easy to clean.

**ALCOVE**



B\_\_\_PCAA1

**CORNER**



RIGHT CORNER /LEFT CORNER

B\_\_\_PCAC1



# Shower base

PURE ACRYLIC REINFORCED WITH FIBERGLASS  
32"X32", 36"X36", 42X42" WITH DRAIN COVER

ALCOVE : B3232PCAA1  
Box #1  
35 1/4"x 35 1/2"x 4 1/2"  
895mm x 902mm x 115mm  
35.2 lbs (15.8 kg)

ALCOVE : B3636PCAA1  
Box #1  
39 1/4"x 39"x 4 1/2"  
997mm x 990mm x 115mm  
39.2 lbs (17.7 kg)

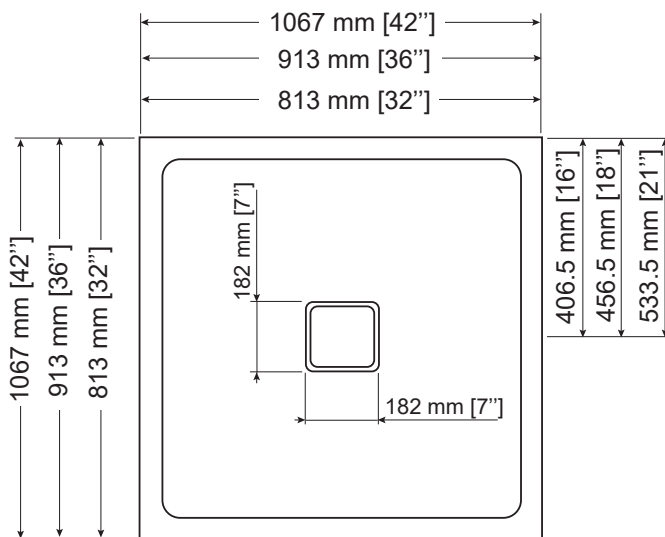
ALCOVE : B4242PCAA1  
Box #1  
45 1/2"x 45 1/2"x 4 1/2"  
1156mm x 1156mm x 115mm  
50 lbs (22.7 kg)

Right corner : B3232PCAC1  
Left corner : B3232PCAC1  
Box #1  
35"x 35 1/2"x 4 1/2"  
889mm x 902mm x 115mm  
29.2 lbs (13.2 kg)

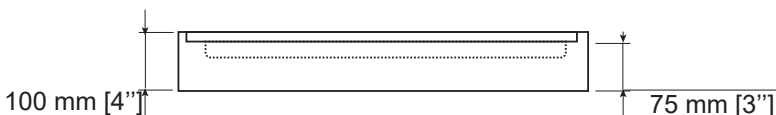
Right corner : B3636PCAC1  
Left corner : B3636PCAC1  
Box #1  
39 1/4"x 39"x 4 3/4"  
895mm x 990mm x 121mm  
40.5 lbs (18.2 kg)

Right corner : B4242PCAC1  
Left corner : B4242PCAC1  
Box #1  
45 "x 45 "x 4 1/2"  
1143mm x 1143mm x 115mm  
54 lbs (24.5 kg)

Total number of box : 1



- Design with pure forms
- White glossy interior surfaces
- Smooth background
- Shell of pure acrylic reinforced with 4 layers of fiberglass
- 1" (3/8") molded tiling flanges
- Threshold of 3"
- Acrylic drain cover
- Central drain
- Support legs
- Several sizes and configurations available
- Standard drain not included
- Easy installation and maintenance
- 10 years warranty
- CUPC certified



The dimensions are subject to manufacturer's tolerance and may change without notice



www.zitta.ca

